



USER MANUAL

Wireless CarPlay™/ Android Auto™ Adaptor

Your Connection On The Road

KPT-STREAM

CONTENTS

1.0	INTRODUCTION.....	4
2.0	CONNECTION.....	4
3.0	SPECIFICATIONS.....	6
4.0	COMPATIBILITY.....	6
5.0	WIRELESS CARPLAY CONNECTION STEPS.....	7
6.0	WIRELESS ANDROID AUTO CONNECTION STEPS.....	8
7.0	OVER THE AIR (OTA) UPDATES,.....	11
8.0	DOWNLOADING APPS.....	12
9.0	TECHNICAL ASSISTANCE.....	13
10.0	WARRANTY.....	13
11.0	NOTES.....	22

Please read this user manual carefully before using the product and retain it for future reference.

1.0 INTRODUCTION

The KPT-STREAM enables wireless connection from your smartphone to your vehicle touchscreen display to access Android Auto™ or CarPlay™ conveniently. Connection is automatic after initial pairing and the KPT-STREAM is compatible with most vehicles with factory-fitted or aftermarket infotainment systems supporting wired Android Auto™ or Apple CarPlay™ functionality.

2.0 CONNECTION

CarPlay (Wireless connection)



Connect via Wi-Fi and Bluetooth.



Android Auto (Wireless connection)



Connect via Wi-Fi and Bluetooth.



3.0 SPECIFICATIONS

System: Android 10.0

Memory: 2GB (RAM) + 32GB (ROM)

Micro SD Support (not provided):

Up to 512GB

Power input: 5V 1A (USB-C)

Power output: 5V 1A (USB-A)

(For firmware update with USB stick only)

Power consumption: 1W

Wi-Fi Consumption: 802.11 a/b/g/n/ac,
2.4GHz + 5GHz

CPU: Quad-Core 1.5GHZ

Bluetooth Version: 5.0

Dimensions: 7mm x 49.5mm x 12.8mm

4.0 COMPATIBILITY

iOS: iPhone 6 and above running iOS 10+

Android: Android 11.0+ with Android Auto™
App installed

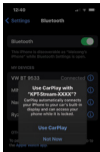
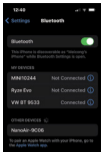
Vehicles: Factory-fitted or aftermarket
infotainment systems with wired CarPlay™
or Android Auto™ functionality.

NOTE: Android Auto™ App can be
downloaded from the Google Play
store.

5.0 WIRELESS CARPLAY CONNECTION STEPS

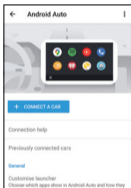
1. Plug the adaptor into the USB port in your car used for wired CarPlay™/ Android Auto™ functionality.
2. Turn on Bluetooth and Wi-Fi on your iPhone. Disconnect your phone's Bluetooth connection with your car's Bluetooth.
3. Pair the adaptor with your iPhone via Bluetooth. Look for KPT-STREAM-XXXX in the Bluetooth device list on your iPhone.
4. Follow the prompts on your vehicle touchscreen display to complete the connection.
5. Future connections to your iPhone will be automatic once your iPhone is in the vehicle with Bluetooth turned on.
6. Press the stream icon to enter wireless CarPlay™.
7. Point 6 has to be followed every time the phone is reconnected with KPT-STREAM.





6.0 WIRELESS ANDROID AUTO CONNECTION STEPS

BEFORE CONNECTION:



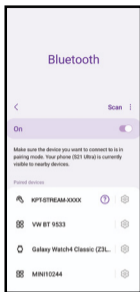
1. Download the Android Auto™ App from the Google Play Store and install the App on your smartphone.
2. Check to ensure your Android smartphone supports wireless Android Auto™.

CONNECTION STEPS FOR WIRELESS ANDROID AUTO

1. Plug the adaptor into the USB port in your car used for wired CarPlay™/ Android Auto™ functionality.
2. Turn on Bluetooth and Wi-Fi on your Android smartphone. Disconnect your phone's Bluetooth connection with your car's Bluetooth.
3. Pair the adaptor with your Android smartphone via Bluetooth. Look for KPT-STREAM-XXXX in the Bluetooth device list.
4. Touch the STREAM Icon to enter into Wireless Android Auto depending on your mobile device.
5. Please note: Above step 4 has to be followed each time to connect to Android Auto™ and Wireless.
6. Press the stream icon to enter wireless Android Auto™.
7. Point 6 has to be followed every time the phone is reconnected to KPT-STREAM.



Stream



NOTE: The vehicle touchscreen display may show a prompt '**Android Auto™**' or may ask you to connect to Bluetooth. Click '**Start/Connect**' to complete the connection.

NOTE: When Android Auto™ is connected wirelessly, your Android smartphone will continue to connect to the car's infotainment system via Bluetooth.

7.0 OVER THE AIR (OTA) UPDATES, PRELIMINARY STEPS

1. Plug the adaptor into the USB port in your car used for wired CarPlay™/ Android Auto™ functionality.
2. Touch the 'Settings' on KPT-STREAM and connect to your smartphone's Hotspot for data.

CHECK UPDATE

Touch on the '**System Update**' button and follow the prompts to update the firmware where applicable.



System Update

NOTE: Ensure your smartphone is connected to the mobile data network.

8.0 DOWNLOADING APPS

1. Tap the settings icon.



Settings

2. Connect KPT-STREAM's Wi-Fi with your smartphone's hotspot to access data.
3. Touch Google Play Store and log in with your account.
4. Download the required App from the Google Play Store.

9.0 TECHNICAL ASSISTANCE



Scan the QR code if you require Customer Support assistance in installing or troubleshooting the device.

10.0 WARRANTY

WARRANTY TERMS AND CONDITIONS

Our goods come with guarantees that cannot be excluded under the Australian Consumer Law. You are entitled to a replacement or refund for a major failure and for compensation for any other reasonably foreseeable loss or damage. You are also entitled to have the goods repaired or replaced if the goods fail to be of acceptable quality and the failure does not amount to a major failure.

This warranty is provided in addition to your rights under the Australian Consumer Law. Directed Electronics Australia Pty Ltd (Directed Electronics) warrants

that this product is free from defects in material and workmanship for a period of 12 months from the date of purchase or for the period stated on the packaging. This warranty is only valid where you have used the product in accordance with any recommendations or instructions provided by Directed Electronics.

This warranty excludes defects resulting from alterations of the product, accident, misuse, abuse or neglect. In order to claim the warranty, you must return the product to the retailer from which it was purchased or if that retailer is part of a National network, a store within that chain, along with satisfactory proof of purchase. The retailer will then return the goods to Directed Electronics.

Directed Electronics will repair, replace or refurbish the product at its discretion. The retailer will contact you when the product is ready for collection. All costs involved in claiming this warranty, including the cost of the retailer sending

the product to Directed Electronics, will be borne by you.

Phone: +61 03 8331 4800

Email: info@kapture.com.au



**Scan QR code
for assistance.**

INDEMNITY

You agree to defend, indemnify and hold harmless Kapture and its subsidiaries and affiliates from and against any and all claims, proceedings, injuries, liabilities, losses, costs and expenses (including reasonable legal fees), including but not limited to, claims alleging negligence, invasion of privacy, copyright infringement and/or trademark infringement against Kapture and its subsidiaries and affiliates, relating to or arising out of your breach of any provision of these terms, your misuse of Kapture or its services, or your unauthorised modification or alteration of products or software.

WARRANTY AND WARRANTY DISCLAIMER

Kapture has a limited warranty on whereby Kapture warrants to you and only to you that Kapture product will be free from defects in materials and workmanship for one (1) year from the date of your purchase (unless a longer warranty period is required by law). The specifics of this Kapture limited warranty are covered in this manual. To the extent possible under governing law, other than the above product warranty for the Kapture product you understand and agree that the Kapture products and services are provided on an 'as is' and 'as available' basis.

Kapture makes no warranty that the Kapture products and services will meet your requirements or that use of the Kapture products and services will be uninterrupted, timely, secure or error-free. Nor does Kapture make any warranty as to the accuracy or reliability of any information obtained through the Kapture (including third party content),

that any defects in the Kapture will be corrected or that the Kapture products or services will be compatible with any other specific hardware or service. Further, Kapture does not warrant that the Kapture or the Kapture servers that provide you with data and content are free of viruses or other harmful components.

Kapture also assumes no responsibility for and shall not be liable for any damages caused by viruses that may infect your Kapture.

In the event of any loss, damage or injury, you will not look to Kapture to compensate you or anyone else. You release and waive for yourself and your insurer all subrogation and other rights to recover against Kapture arising as a result of the payment of any claim for loss, damage or injury.

Kapture equipment and services do not cause and cannot eliminate occurrences of certain events, including, and Kapture makes no guarantee or

warranty, including any implied warranty of merchantability or fitness for a particular purpose, that the Kapture equipment and services provided will detect or avert such incidents or their consequences.

Kapture does not undertake any risk that you or property, or the person or property of others, may be subject to injury or loss if such an event occurs. The allocation of such risk remains with you, not Kapture.

Other than the above product warranty for the Kapture, its suppliers disclaim all warranties of any kind, whether express, implied, or statutory, regarding Kapture products and services, including any implied warranty of title, merchantability, fitness for a particular purpose, or noninfringement of third party rights.

Because some jurisdictions do not permit the exclusion of implied warranties, the last sentence of this section may not apply to you. Kapture hereby further expressly

disclaims all liability for any claims for service failures that are due to normal product wear, product misuse, abuse, product modification, improper product selection or your non-compliance with all applicable federal, state or local laws.

This warranty and warranty disclaimer give you specific legal rights, and you may have other rights that vary by state, province, or country. Other than as permitted by law, Kapture does not exclude, limit or suspend other rights you have, including those that may arise from the nonconformity of a sales contract.

For a full understanding of your rights you should consult the laws of your state, province, or country. For our Australian customers: please note that this warranty is in addition to any statutory rights in Australia in relation to your goods which, pursuant to the Australian Consumer Law, cannot be excluded.

LIMITATIONS OF KAPTURE LIABILITY

Under no circumstances will Kapture be liable in any way for any content, including, but not limited to, the loss of content, any errors or omissions in any content, or any loss or damage of any kind incurred in connection with use of or exposure to any content posted, emailed, accessed, transmitted, or otherwise made available via Kapture. Kapture liability for damages, especially for breach of duty or obligation, delay in performance, non-performance, or malperformance shall be precluded, except when these are due to negligent breaches of any significant contractual duty or obligation on the part of Kapture. Any liability for negligence is limited to direct losses usually and typically foreseeable in such case. Should the claim for damages be based on wilful or grossly negligent breach of contractual duty or obligation on the part of Kapture, the preclusion and limitation of liability mentioned in the

preceding sentences will not apply. The preceding preclusion and limitation of liability will also not apply to claims for damages arising out of loss of life, bodily injury or health impacts for which Kapture may be liable, or for non-contractual liability.

Some states and countries do not allow the exclusion or limitation of incidental or consequential damages, so the above limitation or exclusion may not apply to you. Additionally, this provision is not intended to limit Kapture's liability in the event of Kapture's wilful or intentional misconduct.

Your Connection On The Road

www.kapture.com.au | www.kapture.co.nz



All Images, Information and Content
are Copyright © 2024 Directed Electronics
Australia Pty Ltd. All Rights Reserved.

www.directed.com.au
www.directed.co.nz